

FLOORING

Flooring

Flints stocks a wide range of flooring and ancillary products to cover virtually any stage requirement. Our thick fire retardant underfelt can be used to deaden the underside of rostra tops or it can be cut up and textured to provide relief to the stage surface. Our comprehensive range of Dance Floors are suited to either touring or permanent installation. We also stock special paints for painting Dance Floors [see Hatocel on page 22] and the remarkable "Re-Use-It" tape to simplify floor laying. For exhibitions the Self-adhesive Vinyl provides stunning results and is quick and easy to lay. Please phone if you need any advice.

UNDERFELT



Underfelt BS 4790:1987 [Hot Metal Nut Method]. This new formulation of recycled jute and wool FR-grade underfelt offers improved compression and recovery rates. It is ideal for sound deadening the underside of rostra tops virtually eliminating any "drumming" effect. It is also very useful for adding relief to textured floors and stage landscapes. It can be covered in FlintsMud. Please check with your local fire authority regarding its suitability for your particular applications.

SPECIFICATION: Thickness 11 - 12 mm. Density: 2,034 gm². Width: 1.37 m. Roll length: 12.5 m. Compression: 26.22%. Recovery: 73.78%.

Underfelt	width	code	price
Per linear metre	1.37 m [4'6"]	PRO507	£11.60
Per 12.5 m roll	1.37 m [4'6"]	PRO507D	£109.00

BLACK CAR CARPET



Black Car Carpet A useful economical black carpet ideally suited for quietening down wing spaces, off-stage rostra and get-off treads. The carpet is needlepoint rib 100% polypropylene with a latex backing. The pile weight is 400 gm² and the total weight is 450 gm². The carpet has been tested to BS 4790:1987 [Hot Metal Nut Method].

When fully adhered < 30 mm. To glue the carpet to large areas why not use Treadfast 108 . For small areas try Ambersil NC500 Spray Adhesive [page 110].

Black Car Carpet	width	code	price
Per 10 m roll	2 m	PROQSTBD10	£128.00
Per 30 m roll	2 m	PROQSTBD	£368.00

SELF-ADHESIVE VINYL FLOORING

To lay the floor you'll need three people!

- 1) Clean the floor thoroughly so it is dust-free and smooth.
- 2) Unroll the vinyl face down [adhesive up] and peel off the backing.
- 3) With one person at each end, turn the vinyl over. Hold it off the floor.
- 4) Let the middle of the length touch the floor. The third person uses the rubber squeegee from the centre and works outward to expel any air bubbles.
- 5) Overlap the next strip by 25 mm. Double up in high wear areas.

Easy!



Self-Adhesive Floor Vinyl

1.22 m [4'] wide rolls of vinyl with a low tack removable adhesive for temporary floor covering. Available in standard thickness of 80 microns and also in a very easy-to-lay heavy-duty 175 micron thickness. 50 m rolls. Applying self-adhesive vinyl to dance floor will effect the co-efficient of friction. To lay the floor see .

Floor Vinyl [1.22 m wide]	thickness	code	Tradeline per roll
Black matt	80 microns	PRO105MB	£203.91
White matt	175 microns	PRO200MW	£285.62
Black gloss	175 microns	PRO200GB	£276.69
White gloss	175 microns	PRO200GW	£276.69
Grey gloss	175 microns	PRO200GG	£276.69

Available in other colours and with permanent adhesive.



Wooden Squeezes Useful for laying vinyl floors.

Squeezes	width	code	each
	18" [457 mm]	SAFWT513	£4.50
	24" [610 mm]	SAFWT515	£6.50

DANCE FLOOR GLUE



Treadfast 108 A pressure sensitive adhesive ideal for vinyl dance floor or car carpet. It is solvent-free, non-flammable and has low toxicity. Treadfast 108 gives a strong permanent bond. Use a 1.5 mm x 5 mm notched trowel to apply and immediately roll with a short-haired paint roller dampened with the adhesive. Allow to dry [goes clear] then position and roll with 68 kg roller. Covers 6 - 8 m² per L.

Treadfast 108	size	code	price
	5 L	ADH1085	£46.58
	15 L	ADH10815	£124.28



Adhesive Trowels Handy for rapid and even application of Treadfast 108.

Adhesive Trowel	serrations	code	price
Large	1.5 mm every 5 mm	ADHTAS007	£15.00
Spare blade for above		ADHTAS007B1	£3.99

DANCE FLOORS

Dance Floor Instructions

These tips should help you get the best results from your new dance floor. **Acclimatisation** Dance floors are affected by the temperature, the harder floors suitable for tap and heavy scenery are more affected by cold weather than the softer floors such as Super Bravo. In very cold weather some floors can become brittle. If your floor is freezing cold then it should be left to acclimatise to the room temperature [13-27°C]. This could take 24 hours or longer.

Laying the Floor Check the floor is perfectly flat and free of nails etc. Once your dance floor is at ambient room temperature it should be rolled out and allowed to lay flat, ideally overnight, occasionally longer. In a theatre, bring up the lights so the floor achieves the maximum temperature it will achieve during the performance. There should be a 1 - 2 mm gap between the seams and a 12 mm gap around the edges if the floor is abutting walls. Only when completely flat can the seams and edges be top taped. Change the top tape every four months and Double-Sided Tape [page 245] every two years. If you prefer to tape to the floor using double-sided tape then it is vitally important the floor achieves the highest performance temperature. When the floor is fully acclimatised and completely flat, place a row of stage weights on a board along one end and gently roll the floor back onto its storage tube. Position the double-sided tape around the edges and down the middle leaving the protective paper on the top. Roll out the floor again to check positioning. If it is fine, roll it back up, remove the protective paper exposing the adhesive tape then roll out. Repeat for each roll.

Laying Floors with ReUseIt The 50 mm wide ReUseIt [page 123] can be used in the same way as double-sided tape above but it is much easier to remove. The 1 m wide rolls should be laid at right angles to the direction of your dance floor. One person should walk back slowly with the roll while a second person, using a broom, smooths the ReUseIt down onto the floor. Cover the entire floor. Roll out the dance floor across the ReUseIt at right angles and allow 24 hours to acclimatise. Once perfectly flat roll back the floor onto its tube to the halfway mark. Remove the protective paper from the ReUseIt and roll the flooring back being careful to maintain alignment. Do the other half and repeat for each roll. Once the floor is laid it should be rolled with a 34 kg to 45 kg roller. A floor laid with ReUseIt can be rolled back up even after a year or so and the ReUseIt pulled from the floor leaving virtually no residue [page 245].

Cleaning the Floor Protect your floor from street dirt by using appropriate mats near door entrances. Floors should be cleaned regularly with a recognised dance floor cleaner such as Stagemat Proclean or Rosco All Purpose Floor Cleaner. Do not use vinegar, cola, alcohol, solvents or any product that says it will leave your floor shiny. Stubborn scuff marks and tape residue can be removed with Wipeout Plus. Aluminium residue from tap shoes cannot be removed but tap shoes can be treated with Tap Shield [page 123] to avoid this problem.

Storing the Floor It is important storage is carried out correctly to avoid your floor becoming mis-shapen. Before storing your floors check they are clean with no old tape left in place. All floors should be taped and rolled onto a tube of at least 100 mm diameter [page 205]. They should be rolled evenly with the edges level and then taped tightly. Wrap them in brown paper or polythene to keep them clean. Long-term storage of Super Bravo, Rave, Rosco Adagio should be on end. The ends should be protected with a piece of plywood. During use or touring the floors may be hung on a Dance Floor Trolley [page 123]. Ensure the flooring is tightly rolled and taped so it doesn't hang down in loops. Do not stack on top of each other or leave stored lying on the floor. Store upright as soon as possible to avoid the floor getting a set. Rosco Dance Floor should not be stored upright but left hung on a Dance Floor Trolley. Never put weights on top of rolls of flooring. Avoid excessive heat or cold and direct sunlight. Instructions are supplied with each purchase or download at flints.co.uk



Flints is the major UK stockist of Stagemat dance floor materials. Stagemat are one of America's leading suppliers of dance floor, understanding the needs of flooring for the Performing Arts based on 35 years of experience.

SUPER BRAVO



Super Bravo Classic

A reversible, lightweight, portable flooring. Supplied in wide 2 m widths for fewer seams. Super Bravo

is supple to lay but retains heavy-duty wear surfaces. A fibreglass lining improves the stability and offers better lie-flat. Superior work surface for jazz, modern, ballet, and other movement activities. Not recommended for tap. For theatre use, the floor can be successfully painted with Hatocel [page 22].

They are all 2 m wide!

- ✓ 2 m wide, 1.6 mm thick
- ✓ Fibreglass lining provides a stable floor which lies flat
- ✓ Two layers of 100% virgin PVC with fibreglass lining between
- ✓ No fillers
- ✓ Life expectancy up to 10 years
- ✓ Guaranteed 5 years against wear
- ✓ Normally used for semi-permanent touring applications

although also suitable for permanent installation
SPECIFICATION: Fire rating: NFP 92-512 (M3), EN 13501 - 1 (Cfl - S1). Static load: 85 lbs per sq inch. Supplied with instructions. Weight per linear metre: 3.97 kg.

Super Bravo	width	length	code	price
Black/Grey reversible	2 m	30 m	SSSBCBGR	£843.60

**Want to paint your dance floor?
Why not use Hatocel Plastic Sheet Paints?
Quick drying, highly elastic, great adhesion!
See page 22 for details.**

RAVE



Rave

A lightweight portable or permanent flooring with a fibreglass lining offering stability and great lie-flat. This floor has a 1.6 mm thick

PVC foam base giving a quiet cushioned feel. Ideal for all dance and theatrical activities, except tap. Recommended for ballet, jazz and contemporary dance.

- ✓ 2 m wide, 2 mm thick
- ✓ Fibreglass lining provides a stable floor which lies flat
- ✓ 1.6 mm thick foam PVC base layer
- ✓ Lightweight – just 1.74 kg per m²
- ✓ Life expectancy up to 10 years
- ✓ Guaranteed 5 years against wear
- ✓ Normally used for semi-permanent touring applications

although also suitable for permanent installation
SPECIFICATION: Fire rating: DIN - EN 13501 - 1 (Cfl - S1). Static load: N/A. 3.4 kg/m. Weight per linear metre: 3.47 kg.

Rave [2 m wide]	width	length	code	price
Black	2 m	20 m	SSRAVEBR	£598.00


ROSCO & LE MARK FLOORS



Ask for a Rosco Floor Installation Manual

Flints has stocked Rosco's famous dance floors for over 20 years, here are the most popular Rosco floors we sell. Contact us for samples and a full colour brochure.

ROSCO DANCE FLOOR



The two-sided black/grey floor is our best-seller

Rosco Dance Floor

The portable, durable floor for ballet, jazz and modern dance. Manufactured from 100% vinyl, Rosco floors won't crack, separate or fracture, and are self-sealing if punctured. The matt, non-skid finish is designed for the control required by dancers and the matt non-reflective finish helps prevent

distracting reflected light. Weighs only 1.78 kg per sq metre, ideal for touring dance companies. All Rosco floors are two-sided for equal wear on both surfaces and allowing you to chose the colour best suited to your design. Now in 2 metre widths too. SPECIFICATION: 1.3 mm thick. 1.6 and 2 m wide. Max roll length: 40 m.

Don't forget to buy some ReUseIt. See page 123


Weight: 2.85 kg per linear metre. Use for: modern, jazz, ballet.

Rosco Dance Floor	width	code	per m	width	code	per m
Black/Grey	1.6 m	ROS872019	£27.95	2 m	ROS872079	£36.50
Black/White	1.6m	ROS872319	£27.95	2 m	ROS872379	£36.50

Cold Weather

Dance floors are sensitive to temperature and can become stiff and brittle in very cold conditions. Harder floors, like those used for tap, are more affected than softer floors such as Rave. Allow your dance floor to warm up to room temperature [13 - 26°C] before use. Once the flooring is rolled out it should be allowed to acclimatise to the highest temperature the room will reach during the performance before taping the seams.

ROSCO ADAGIO




Rosco Adagio Adagio is a contract quality floor ideal for dance or general use. It is made of heavy-duty dimensionally stable slip resistant vinyl with a non-reflective surface. It is supple enough to lay semi-permanently.

SPECIFICATION: 1.5 mm thick. 1.6 m wide. Max roll length: 31 m.

Weight: 3.65 kg per linear metre. Use for: tap, modern, jazz, ballet, ballroom.

Rosco Adagio [1.6 m wide]	code	per m
Black	ROS87862214	£38.25
Grey	ROS87863314	£38.25

LE MARK HARMONY



Le Mark Harmony High Gloss Black Vinyl Floor


100% pure vinyl. Recommended as a temporary or semi-permanent floor in studios, multi-purpose rooms and showrooms. The highly reflective surface would suit a soft shoe. Use for: events, commercials, fashion and car shows.

SPECIFICATION: 2 mm thick. 1.5 m wide. Max roll length: 25 m. Weight: 1.3 kg per square metre.

Photo courtesy of Le Mark with the kind permission of The Blood Wedding Production — Dundee Rep Theatre.

Le Mark Harmony High Gloss	code	per m
Black	PROHGVFB	£34.90

RE-USE-IT



One of our favourite products!

ReUselt The revolutionary way to install flooring! Now you can install virtually any dance floor surface over any existing sub-floor* without messy adhesives, or having to hire expensive flooring contractors. A semi-permanent installation with

permanent performance and feel! The ReUselt system gives you all the benefits of a permanent installation with the ease of a semi-permanent installation without the use of top tape or the hassle of resetting your floor every two years. Yet when you need to remove the floor you simply peel it up and take it away. Simply purchase a new supply of ReUselt and install at your new location. Used ReUselt can be removed from the sub-floor and thrown away. You can install it yourself and it's idiot proof.

*An exception is MDF which can be very dusty even when you think it is clean as because of the way it is made there are always particles in the pores. MDF is almost never used for any type of flooring but if it is used make sure it is sealed MDF so then bonding won't be an issue.

✓ Fast and foolproof method to lay dance floor

ReUselt	code	Tradeline
Full roll 1 m wide x 25 m	SSRU1000	£121.79
Full roll 50 mm	SSRU100	£17.95

DANCE FLOOR TROLLEY

**Dance Floor Trolleys**

These trolleys will hold 6 rolls of floor up to 2 m wide. Working load limit of 800 kg. Painted black. We will deliver free of charge to UK mainland addresses. Supplied flat packed.

SPECIFICATION: Height: 1 m. Width: 1 m, Length: 2.2 m. Pole lengths: 2.45 m.

Dance Floor Trolley	code	price
2.2 m x 1 m base area	DFTROLLEY	£798.00

BAMBOO ROLL OUT TAP DANCE FLOOR

**Bamboo Roll Out Tap Dance Floor**

This very popular portable Tap Mat is a solid bamboo rollout slated floor with a bevelled edge. It is heavy-duty, long-lasting and is easy to maintain. The perfect solution to allow you to perform when ever and where ever you like!

Bamboo Tap Floor	weight	code	Tradeline
1.23 m x 1.83 m	7 kg	SSTAPM46	£219.85

After a high gloss finish? Why not use Hatocel Colourless Glaze? See page 22.

MAINTENANCE



Eco friendly formulation

Wipeout Plus An improved formula which now removes tape adhesive too! Eco-friendly, easy to use Wipeout Plus is ideal for removing dye and scuff marks. Its improved formula penetrates, loosens, breaks down and dissolves many unwanted stains from all vinyl and non-porous surfaces. Wipeout Plus is not effective on aluminium compound tap residue. To avoid this please see Tap Shield below ↓ .

Wipeout	code	price
200 ml pump spray bottle	SAFWP	£33.86



Tapemate Who needs Tapemate now Wipeout Plus has been reformulated to remove tape residue as well as tough scuffs!



Proclean Superconcentrated industrial strength floor cleaner that will not harm your floor or floor finish. Three ounces cleans 1,000 square feet! Use on a regular basis, at least once a week, to keep your floor looking clean and hygienic. One pot will clean a 1,000 sq. ft. floor for a year.

Proclean	code	price
3.79 L	SAFPC	£29.00

**Rosco Heavy Duty Floor Cleaner**

For stripping and deep cleaning of Rosco Floors.

Heavy Duty Floor Cleaner	code	price
1 L	ROST120034	£15.00
3.79 L	ROST120128	£42.25

**Rosco All Purpose Floor Cleaner**

Designed for the routine, regular cleaning of all Rosco floors.

All Purpose Floor Cleaner	code	price
1 L	ROST160034	£20.00
3.79 L	ROST160128	£52.50



Tap Shield The innovative way to protect floors from aluminium compound tap residue. Apply directly to taps, this revolutionary product helps eliminate virtually all traces of the black and grey mess left by tap disintegration while not impacting performance. Tap Shield is environmentally friendly and will not affect sound, co-efficient of friction or safety. 120 ml provides approximately 24 applications.

Tap Shield	code	price
120 ml	SSTAPS	£32.66

For Mops, Buckets, Scissor Dusting Mops and Brooms go to pages 331 - 332.