

## Flooring

Flints stocks a wide range of flooring and ancillary products to cover virtually any stage requirement. Our thick fire retardant underfelt can be used to deaden the underside of rostra tops or it can be cut up and textured to provide relief to the stage surface. Our comprehensive range of Dance Floors are suited to either touring or permanent installation. We also stock special paints for painting Dance Floors [see Hatocel on page 37] and the remarkable "Re-Use-It" [see page 298] to simplify floor laying. For exhibitions the Self-adhesive Vinyl provides stunning results and is quick and easy to lay. Please phone if you need any advice.

### UNDERFELT

#### Underfelt BS 4790:1987

[Hot Metal Nut Method]. This new formulation of recycled jute and wool FR-grade underfelt offers improved compression and recovery rates. It is ideal for sound deadening the underside of rostra tops virtually eliminating any "drumming" effect. It is also very useful for adding relief to textured floors and stage landscapes. It can be covered in FlintsMud. Please check with your local fire authority regarding its suitability for your particular applications.  
SPECIFICATION: Thickness 11 - 12 mm. Density: 2,034 gm<sup>2</sup>. Width: 1.37 m. Roll length: 12.5 m. Compression: 26.22%. Recovery: 73.78%.



code	description	width	width	price
PRO507	Per linear metre	4'6"	1.37m	£17.11
PRO507D	Per 12.5 m roll	4'6"	1.37m	£165.50

### BLACK CARPET

#### Black Car Carpet

A useful economical black carpet ideally suited for quietening down wing spaces, off-stage rostra and get-off treads. The carpet is needlepoint rib 100% polypropylene with a latex backing. The pile weight is 400 gm<sup>2</sup> and the total weight is 450 gm<sup>2</sup>. The carpet has been tested to BS 4790:1987 [Hot Metal Nut Method]. To glue the carpet to large areas why not use Treadfast 108. For small areas try Ambersil NC500 Spray Adhesive [page 150].



code	description	width	price
PROQSTBD10	Per 10 m roll	2m	£197.78
PROQSTBD	Per 30 m roll	2m	£518.36

### SELF-ADHESIVE VINYL FLOORING

#### To lay the floor, you'll need three people!

1. Clean the floor thoroughly so it is dust-free and smooth.
2. Repeat step 1 but do it properly this time
3. Unroll the vinyl face down [adhesive up] and peel off the backing.
4. With one person at each end, turn the vinyl over. Hold it off the floor.
5. Let the middle of the length touch the floor. The third person uses the rubber squeegee from the centre and works outward to expel any air bubbles.
6. Overlap the next strip by 25 mm. Double up in high wear areas. Easy!

#### Self-Adhesive Floor Vinyl

1.22 m [4'] wide rolls of vinyl with a low tack removable adhesive for temporary floor covering. Available in standard thickness of 80 microns and also in a very easy-to-lay heavy-duty 175 micron thickness. 50 m rolls. Applying self-adhesive vinyl to dance floor will effect the co-efficient of friction. To lay the floor see above.  
Available in other colours and with permanent adhesive.



code	Type	Colour	width	thickness	price
PRO105MB	Matt	Black	1.22m	80 microns	£315.20
PRO200GB	Gloss	Black	1.22m	175 microns	£366.23

#### Wooden Squeegees

Indispensable for laying vinyl floors.

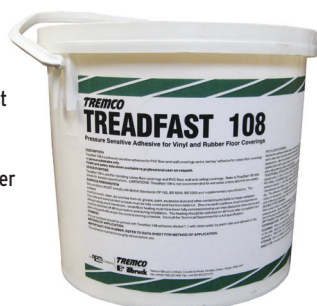


code	width	width	price
SAFW513	18"	457mm	£5.90
SAFW515	24"	610mm	£6.68

### DANCE FLOOR GLUE

#### Treadfast SF 108


A pressure sensitive adhesive ideal for vinyl dance floor or car carpet. It is solvent-free, non-flammable and has low toxicity. Treadfast 108 gives a strong permanent bond. Use a 1.5 mm x 5 mm notched trowel to apply and immediately roll with a shorthaired paint roller dampened with the adhesive. Allow to dry [goes clear] then position and roll with 68 kg roller. Covers 6 - 8 m<sup>2</sup> per L.



code	volume	price
ADH1085	5L	£64.84
ADH10815	15L	£161.40

#### Adhesive Trowels

Handy for rapid and even application of Treadfast 108.



code	description	notch depth	notch gap	price
ADHTAS007	Large	1.5mm	5mm	£20.00
ADHTAS007B1	Spare Blade for above	2mm	5mm	£5.23

## Dance Floor Instructions

These tips should help you get the best results from your new dance floor.

**Acclimatisation:** Dance floors are affected by the temperature, the harder floors suitable for tap and heavy scenery are more affected by cold weather than the softer floors such as Super Bravo. In very cold weather some floors can become brittle. If your floor is freezing cold then it should be left to acclimatise to the room temperature [13-27°C]. This could take 24 hours or longer.

**Laying the Floor:** Check the floor is perfectly flat and free of nails etc. Once your dance floor is at ambient room temperature it should be rolled out and allowed to lay flat, ideally overnight, occasionally longer. In a theatre, bring up the lights so the floor achieves the maximum temperature it will achieve during the performance. There should be a 1 – 2 mm gap between the seams and a 12 mm gap around the edges if the floor is abutting walls. Only when completely flat can the seams and edges be top taped. Change the top tape every four months and Double-Sided Tape [page 298] every two years. If you prefer to tape to the floor using double-sided tape then it is vitally important the floor achieves the highest performance temperature. When the floor is fully acclimatised and completely flat, place a row of stage weights on a board along one end and gently roll the floor back onto its storage tube. Position the double-sided tape around the edges and down the middle leaving the protective paper on the top. Roll out the floor again to check positioning. If it is fine, roll it back up, remove the protective paper exposing the adhesive tape then roll out. Repeat for each roll.

**Laying Floors with ReUselt:** The 1 m wide rolls should be laid at right angles to the direction of your dance floor. One person should walk back slowly with the roll while a second person, using a broom, smooths the ReUselt down onto the floor. Cover the entire floor. Roll out the dance floor across the ReUselt at right angles and allow 24 hours to acclimatise. Once perfectly flat roll back the floor onto its tube to the halfway mark. Remove the protective paper from the ReUselt and roll the flooring back being careful to maintain alignment. Do the other half and repeat for each roll. Once the floor is laid it should be rolled with a 34 kg to 45 kg roller. A floor laid with ReUselt can be rolled back up even after a year or so and the ReUselt pulled from the floor leaving virtually no residue [page 298].

**Cleaning the Floor:** Protect your floor from street dirt by using appropriate mats near door entrances. Floors should be cleaned regularly with a recognised dance floor cleaner such as Stagestep Proclean or Rosco All Purpose Floor Cleaner. Do not use vinegar, cola, alcohol, solvents or any product that says it will leave your floor shiny. Stubborn scuff marks and tape residue can be removed with Wipeout Plus.

**Storing the Floor:** It is important storage is carried out correctly to avoid your floor becoming mis-shapen. Before storing your floors check they are clean with no old tape left in place. All floors should be taped and rolled onto a tube of at least 100 mm diameter. They should be rolled evenly with the edges level and then taped tightly. Wrap them in brown paper or polythene to keep them clean. Long-term storage of Super Bravo, Rave, Rosco Adagio should be on end. The ends should be protected with a piece of plywood. During use or touring the floors may be hung on a Dance Floor Trolley [page 163]. Ensure the flooring is tightly rolled and taped so it doesn't hang down in loops. Do not stack on top of each other or leave stored lying on the floor. Store upright as soon as possible to avoid the floor getting a set. Rosco Dance Floor should not be stored upright but left hung on a Dance Floor Trolley. Never put weights on top of rolls of flooring. Avoid excessive heat or cold and direct sunlight.

Instructions are supplied with each purchase or download at [flints.co.uk](http://flints.co.uk)

## STAGESTEP RAVE

### Rave

A lightweight portable or permanent flooring with a fibreglass lining offering stability and great lie-flat. This floor has a 1.6 mm thick PVC foam base giving a quiet cushioned feel. Ideal for all dance and theatrical activities, except tap. Recommended for ballet, jazz and contemporary dance.



- ✓ 2 m wide, 2 mm thick
- ✓ Fibreglass lining provides a stable floor which lies flat
- ✓ 1.6 mm thick foam PVC base layer
- ✓ Lightweight – just 1.74 kg per m<sup>2</sup>
- ✓ Life expectancy up to 10 years
- ✓ Guaranteed 5 years against wear
- ✓ Normally used for semi-permanent touring applications although also suitable for permanent installation

SPECIFICATION: Fire rating: DIN – EN 13501 – 1 [Cfl – S1]. Static load: N/A. 3.4 kg/m. Weight per linear metre: 3.47 kg.


code	Colour	length	width	price
SSRAVEBR	Black	30m	2m	P.O.A

## ROSCO DANCEFLOOR

### Rosco Dancefloor

The portable, durable floor for ballet, jazz and modern dance. Manufactured from 100% vinyl, Rosco floors won't crack, separate or fracture, and are self-sealing if punctured. The matt, non-skid finish is designed for the control required by dancers and the matt non-reflective finish helps prevent distracting reflected light. All Rosco floors are two-sided for equal wear on both surfaces and allowing you to chose the colour best suited to your design.

Specification: Weight: 2.56 kg per linear metre. Use for: modern, jazz, ballet. Installation: Temporary or Semi Permanent, Width: 1.6 m



code	Colour	length	width	price
ROS87206305	Black/Grey	5m	1.6m	£270.00
ROS87206310	Black/Grey	10m	1.6m	£500.00
ROS87206320	Black/Grey	20m	1.6m	£950.00
ROS87236305	Black/White	5m	1.6m	£270.00
ROS87236310	Black/White	10m	1.6m	£500.00
ROS87236320	Black/White	20m	1.6m	£950.00

## Cold Weather

Dance floors are sensitive to temperature and can become stiff and brittle in very cold conditions. Harder floors, like those used for tap, are more affected than softer floors such as Rave. Allow your dance floor to warm up to room temperature [13 – 26°C] before use. To avoid ripples, once the flooring is rolled out it should be allowed to acclimatise to the highest temperature the room will reach during the performance before taping the seams.




Flints has stocked Rosco's famous dance floors for over 20 years, here are the most popular Rosco floors we sell. Contact us for samples and a full colour brochure.

## ROSCO DUETTE

### Rosco Duètte

Designed for both touring and permanent dance studio installations, Duètte's construction means it resisting rippling and waves and lays out flat for an easy installation. It's in a 2 metre roll width, which means fewer panels and seams to tape. Reversible, available in Black/Grey or Black/White. Specification: 3.2 kg per linear metre, Use for: Ballet, Modern, Jazz or Hip Hop, Installation: Temporary or Semi-Permanent, Width 2 m

NEW



code	Colour	length	width	price
<a href="#">ROS87207905</a>	Black/Grey	5m	2m	£360.00
<a href="#">ROS87207910</a>	Black/Grey	10m	2m	£675.00
<a href="#">ROS87207920</a>	Black/Grey	20m	2m	£1,275.00
<a href="#">ROS87237905</a>	Black/White	5m	2m	£360.00
<a href="#">ROS87237910</a>	Black/White	10m	2m	£675.00
<a href="#">ROS87237920</a>	Black/White	20m	2m	£1,275.00


## ROSCO CHROMAKEY

### Rosco Chromakey

Chromakey Green/Blue Dancefloor that matches the very popular Rosco Chroma key paints perfectly, eliminating the need for re painting your studio floor between shoots.

Specification: 2.7 kg per linear metre, Installation: Temporary.

NEW




code	Colour	length	width	price
<a href="#">ROS87267905</a>	Chroma Green/Blue	5m	1.6m	£360.00
<a href="#">ROS87267910</a>	Chroma Green/Blue	10m	1.6m	£675.00
<a href="#">ROS87267920</a>	Chroma Green/Blue	20m	1.6m	£1,275.00

## LE MARK HARMONY

### Le Mark Harmony High Gloss Black Vinyl Floor

100% pure vinyl. Recommended as a temporary or semi-permanent floor in studios, multi-purpose rooms and showrooms. The highly reflective surface would suit a soft shoe. Use for: events, commercials, fashion and car shows.

code	Colour	length	width	thickness	per 25 m roll
<a href="#">PROHGVBFR</a>	Black	25m	1.5m	2mm	£998.00






## RE-USE-IT

### ReUselt

The revolutionary way to install flooring! Now you can install virtually any floor surface over any existing sub-floor\* without messy adhesives, or having to hire expensive flooring contractors. A semi-permanent installation with permanent performance and feel! The ReUselt system gives you all the benefits of a permanent installation with the ease of a semi-permanent installation without the use of top tape or the hassle of resetting your floor every two years. Yet when you need to remove the floor you simply peel it up and take it away. Simply purchase new supply of ReUselt and install at your new location. Used ReUselt can be removed from the sub-floor and thrown away. You can install it yourself and it's idiot proof.

\*An exception is MDF which can be very dusty even when you think it is clean as because of the way it is made there are always particles in the pores. MDF is almost never used for any type of flooring but if it is used make sure it is sealed MDF so then bonding won't be an issue.



code	description	length	width	price
SSRU1000	Full roll	25m	1m	£127.80

## DANCE FLOOR TROLLEY

### Dance Floor Trolleys

These trolleys will hold 6 rolls of floor up to 2 m wide. Working load limit of 800 kg. Painted black. We will deliver free of charge to UK mainland addresses. Supplied flat packed. Pole lengths : 2.45 metres



code	length	width	height	price
DFTROLLEY	2.2m	1m	1m	£1,295.00

## MAINTENANCE

### Wipeout Plus

Improved grime removing formula in a convenient pump spray bottle. Stagestep introduced a reformulated Wipeout that is eco-friendly and easy to use. Ideal for the removal of dye and scuff marks, the improved formula penetrates, loosens, breaks down and dissolves many unwanted stains. Wipeout works on all vinyl and non-porous surfaces. Not effective on aluminium compound tap residue. 200 ml pump spray bottle.

See also Label Remover [page 387]



code	volume	price
SAFWP	200ml	£33.86

### Proclean

Great value for a professionally formulated multipurpose cleaner. For light cleaning the 5 L flagon can be diluted up to 100 times. Use on unpolished floors, walls, laminates and all other hard washable surfaces.



code	volume	price
SAFPC	3.79L	£34.85

### Rosco Heavy-Duty Floor Cleaner

For stripping and deep cleaning Rosco Floors.



code	volume	price
ROS1120034	1L	£21.00
ROS1120128	3.79L	£57.75

### Rosco All Purpose Floor Cleaner

Designed for the routine, regular cleaning of all Rosco Floors.



code	volume	price
ROS1160034	1L	£28.00
ROS1160128	3.79L	£71.50